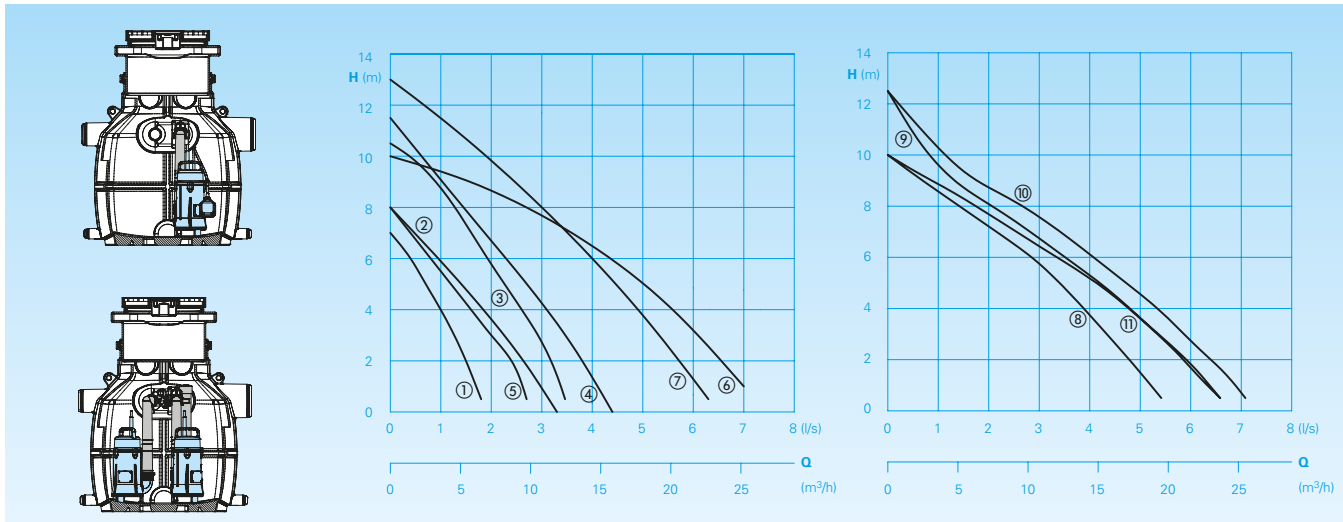


Drainage water-lifting unit with underfloor collection tank.

Saniquick UF200 / UFT200

Conveying capacities



Application

Automatic disposal of domestic drainage water below the sewer level in flooded areas. For removal of domestic drainage water from hand basins, washing machines, showers or bath and cellar draining in rooms. Installation as a collecting tank for rainwater in cellars, basements, baths and garages.

DIN EN 12050-2: Design tested and monitored.

Installation: Collecting tank for underfloor installation with adjustable access cover.

Pumped medium: Clear and drainage water. Max. temperature of pumped medium: 35°C, for brief periods up to 60°C.

Design

Single- or twin lifting unit with drainage water collection tank for underfloor installation consisting of:

Collection tank: Plastic tank fixed to prevent lifting, tank volume 200 l, useable volume 130 l, with 2 inlets DN 100/ DN50. 1 inlet DN150. Connecting piece DN70 for air vent and cable duct. 2 DN50 connections for emergency draining. Frame with adjustable height to adapt the cover plate to the floor level. Odour tight cover plate with floor drain. The cover plate can be used as a gutter or a tile frame. Both frame and plate are adjustable in height and capable of being turned for adjustment to the floor level and direction of tiles after the tiles have been laid. Discharge connector and pipe for the pump are fitted in the tank, including a non-return valve in the pipework. Shaft extension up to max. 500 mm via commercially

Technical data

Curve No.	Pump type	Motor input		Nominal current (A)	Weight (kg)
		P ₁ (kW)	P ₂ (kW)		
①	C140 WA	0,32	0,17	1,4	4,1
①	CH140 WA	0,32	0,17	1,4	4,1
②	C250 W(A)	0,55	0,26	2,5	5,1
②	CH250 W(A)	0,55	0,26	2,5	5,1
③	C150 WA	0,75	0,38	3,5	6,0
③	CH150 WA	0,75	0,38	3,5	6,0
④	C260 W(A)	0,90	0,48	4,0	6,1
④	CH260 W(A)	0,90	0,48	4,0	6,1
⑤	CR253 W(A)	0,53	0,34	2,1	5,0
⑥	TP28 V W(A)	1,10	0,90	5,6	22,0
⑥	TP28 V 11/2 W(A)	1,10	0,90	5,6	22,0
⑥	TP28 V 11/2 D(A)	1,10	0,90	2,2	22,0
⑦	TP28 M 10/2 W(A)	1,00	0,70	4,7	22,0
⑦	TP28 M 10/2 D(A)	1,00	0,70	1,8	22,0
⑧	H307 W(A)	0,80	0,50	3,4	18,0
⑧	H307 D(A)	0,70	0,50	1,3	18,0
⑨	H313 W(A)	1,00	0,70	4,3	18,0
⑩	H313 D(A)	1,20	0,90	2,2	20,0
⑪	H328 V W(A)	1,20	0,90	5,2	20,0
⑪	H328 VD(A)	1,20	0,90	2,2	20,0

Rotational speed: 2850 / 2900 rpm | **Model W:** 230V/1Ph 50Hz | **Model D:** 400V/3Ph 50Hz

Discharge: G1 1/4 | **Model A:** with automatic float switch HOMA-Nivomatik

available KG pipe (DN400) possible. Can be used in areas at risk of groundwater, the water level can be up to 3 m above the top edge of the tank.

Pumps/Motors: One or two single-stage drainage water submersible pumps.

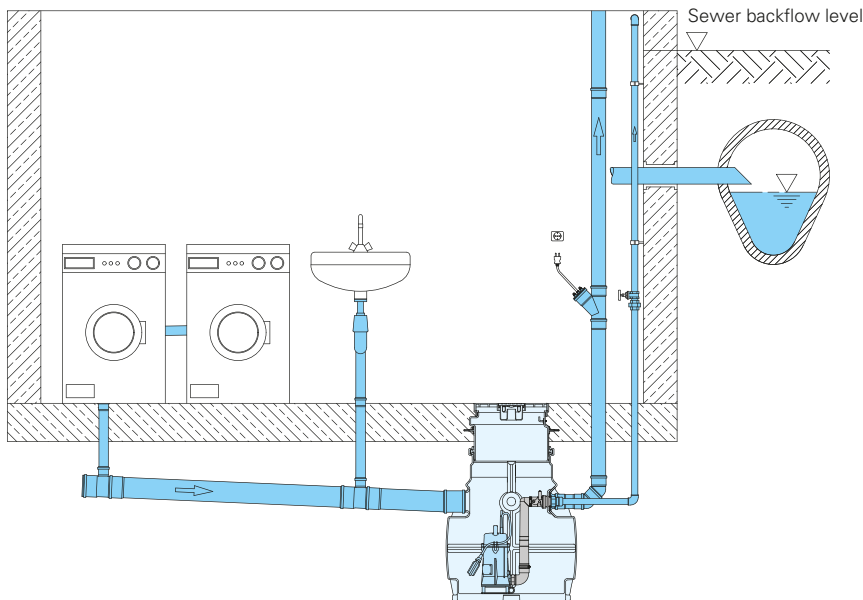
Pump selection: The single system (UF) is switched on and off by float switch, a WA/DA version is required. The double system (UFT) is switched by control and requires a WL/DL version. Open multi-channel impeller, open single-channel impeller (TP28M) or Vortex impeller (TP28 V / H328) free passage 10- 28 mm Ø. Fully submersible motor. Insulation class B/F, protection rating IPX8.

Control box (UFT only): Electronic control box PCM for control and monitoring of all important functions. Pneumatic level control with pressure operation. Auto-change over after each pump cycle. Operation of both pumps at high flow. In the event of failure automatic change over to the second pump. Motor protection relay. Optical failure alarm. Acoustic alarm by buzzer. Volt free contact for remote signal. Configuration possible via free HOMApp. Communication between HOMApp and control via Bluetooth.

Materials

Collecting tank	Polyethylen
Installation kit	PP GF
Elastomers	NBR

Installation example (Saniquick UF200)



Scope of supply

Saniquick UF(T)200

Plastic collecting tank with compensating frame, tileable cover plate, rubber cable entry. (without pumps)

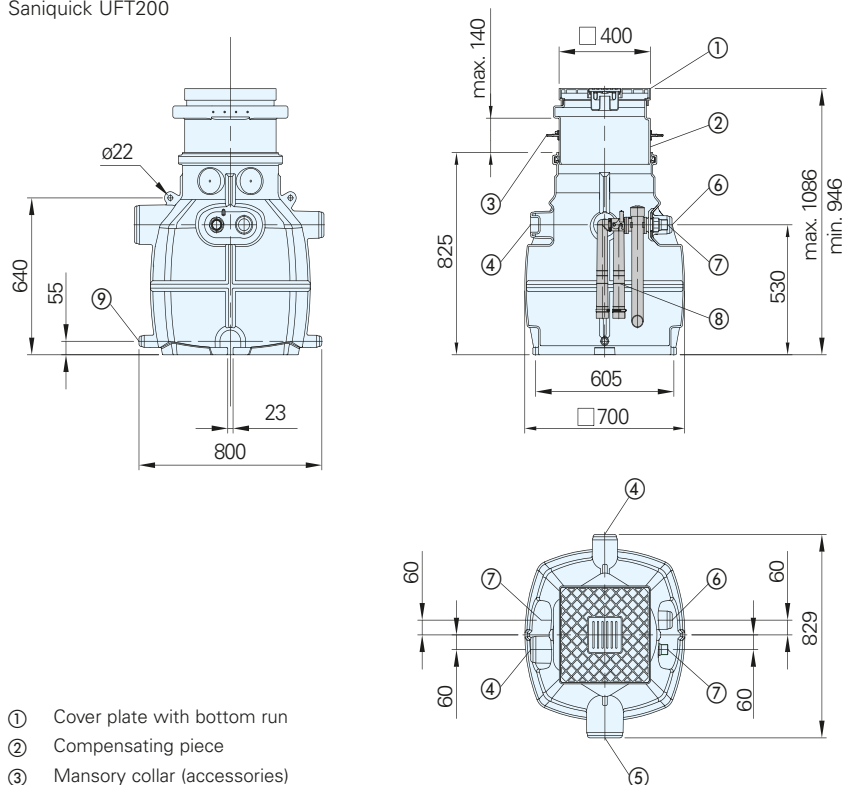
Saniquick UF(T) 200	
Underfloor tank	9804100
Installation kit Saniquick UF200+B200 single unit	9804047
Installation kit Saniquick UFT200+BT200 twin unit	9804048

Drainage water pumps for Saniquick UF(T)200

Pump type	UF200	UFT200
C140 WA	9110219	9110219
CH140 WA	9110220	9110220
C150 WA	9110229	9110229
CH150 WA	9110230	9110230
C250 W	9110365	9010365
C260 W	9110390	9010390
CH250 W	9240398	9240397
CH260 W	9240392	9240390
TP28 VW	9500127	9500126
TP28 V 11/2 W	9211283.02	9211282.11
TP28 V 11/2 D	9211293.02	9211292.11
TP28 M 10/2 W	9211281.02	9211280.10
TP28 M 10/2 D	9211291.02	9211290.11
H307 W	9230611.02	9230610.11
H307 D	9230661.02	9230660.11
H313 W	9231211.02	9231210.11
H313 D	9231261.02	9231260.11
H328 VW	9232811.02	9232810.11
H328 VD	9232861.02	9232860.11
CR253W	9110211.02	9110210.02

Dimensions (all dimensions in mm)

Saniquick UFT200



- ① Cover plate with bottom run
- ② Compensating piece
- ③ Mansory collar (accessories)
- ④ (2x) inlet DN100 (ø110), on the inside DN50 (ø60)
- ⑤ (1x) inlet DN150 (ø160), on the inside DN100 (ø120)
- ⑥ Air vent and cable inlet DN70 (ø75)
- ⑦ Connection for pressure pipe G1 1/4 (right or left mountable)
- ⑧ Installation kit with connection lock
- ⑨ (2x) Emergency draining DN50 (ø50)

Accessories Saniquick UF(T)200

Description	Part no.
Masonry collar	2209400
Thin bead sealing	2214012
AL3 float switch with alarm unit and holder	1586148
ALWS alarm unit	1586214
Pipe aerator with filter cartridge DN70 / DN 100	8001010

Control boxes Saniquick UFT200

Description	Part no.
PCM25H-W-Saniquick UFT+BT200	1990327
PCM25H-D-Saniquick UFT+BT200	1990326
PCM25H-W+K20-Saniquick UFT+BT200	1990329
PCM25H-W+K25-Saniquick UFT+BT200	1990331

Assignment control boxes / pumps

please refer to corresponding documentation



We reserve the right to alter our specifications without notice!