

**Pressure booster units
for domestic water supply
in house and garden.**

HWE, HCE

Application

HOMA pressure booster units are the ideal solution for water supply from wells, collection tanks, ponds etc. High performance, silent operation, easy installation, and fully automatic operation of the pump by just opening the tap are the main advantages of all HOMA booster units.

Series HWE: Pump with pressure switch for automatic operation and diaphragm tank to avoid pump operation at small water quantity consumption.

Series HCE: Pump with electronic pump control HPS 1. The HPS 1 operates the pump depending on water pressure and flow, including a dry running protection, which stops the pump at lack of water to prevent damages from overheating. The systems are also suitable for pressure increase with a form of max. 1 bar.

Pumped medium: Clear water or water with small, not abrasive dirt particles. Max. temperature 35°C.

Operating mode: Continuous operation (S1).

Design

Self priming centrifugal pumps. Series HWE: with pressure switch, 22l steel tank (series HWE 70-60: 60 l) and manometer. Series HCE: With electronic pump control HPS 1.

Motor: With single phase electric motor, insulation class F, motor protection IP 44. Voltage 230-240 V, 50 Hz. Speed 2900 rpm. Cable length 2 m.

Shaft seal: Mechanical seal.


Serie HWE, HCE: jet pumps with stainless steel pump housing, stainless steel or noryl impellers.

HCE 105: Multistage centrifugal pump

HWE 70-60 with 60 l steel tank


HWE 76 E with 22 l stainless steel tank.

Conveying capacities



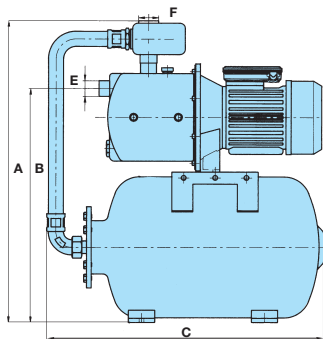
Technische Daten

Curve No.	Pump type	Motor input P ₁ (kW)	Nominal current (A)	Suction head max. (m)	Self priming up to max. (m)	Weight (kg)
①	HWE55	1,0	4,3	8	8	17,0
②	HWE71	1,2	4,9	8	8	18,0
②	HWE70-60	1,2	4,9	8	8	25,0
②	HWE76 E	1,3	5,0	8	8	17,5
③	HCE60	1,0	4,3	8	8	10,0
④	HCE71	1,2	4,9	8	8	11,0
⑤	HCE105	1,3	5,5	8	8	13,0

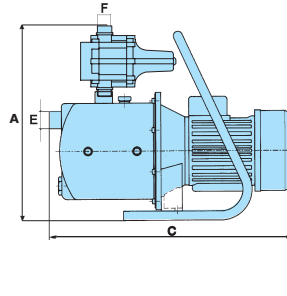
Type	Pump head (m)				Max. hose length for operation with 1 sprinkler	with lawn sprinklers	
	Pump flow (l/min)					Hose	with 1 sprinkler
HWE55							
m	10	20	30	40	1/2" (13 mm)	65 m	1x 12 m 2x 20 m
l/min	48	44	28	10	3/4" (19 mm)	380 m	1x 70 m 2x 125 m
HWE71 / HWE70-60 / HWE76 E							
m	10	20	30	40	50	1/2" (13 mm)	90 m 1x 20 m 2x 35 m
l/min	64	58	40	22	2	3/4" (19 mm)	510 m 1x 118 m 2x 205 m
HCE60							
m	10	20	30	40	1/2" (13 mm)	65 m	1x 12 m 2x 20 m
l/min	88	75	64	50	3/4" (19 mm)	380 m	1x 70 m 2x 125 m
HCE71							
m	10	20	30	40	50	1/2" (13 mm)	90 m 1x 20 m 2x 35 m
l/min	64	58	40	22	2	3/4" (19 mm)	510 m 1x 118 m 2x 205 m
HCE105							
m	10	20	30	40	50	1/2" (13 mm)	142 m 1x 36 m 2x 62 m
l/min	88	75	64	50	28	3/4" (19 mm)	850 m 1x 218 m 2x 360 m

Dimensions and installation example (all dimensions in mm)

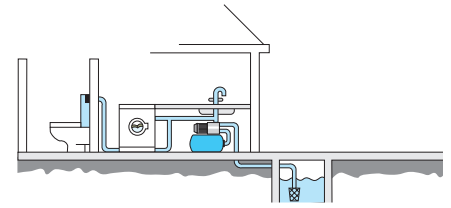
Series HWE



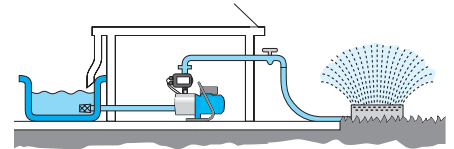
Series HCE



Domestic water supply from wells

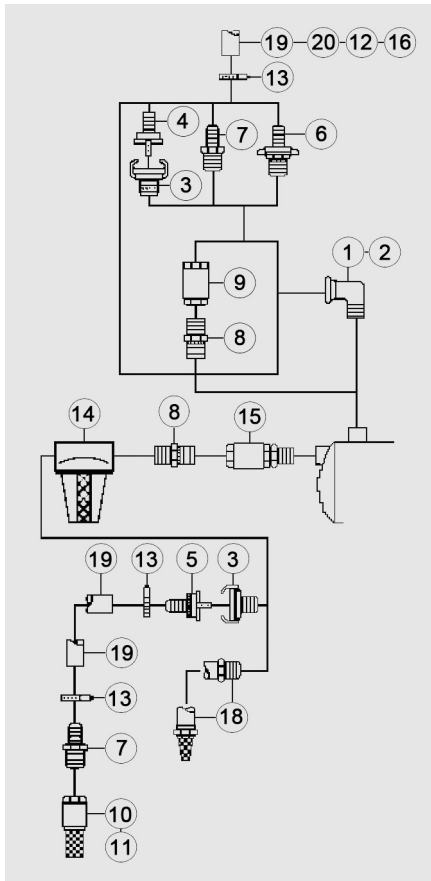


Water supply from rain water collection tanks



Type	A	B	C	D	E	F
HWE55	560	450	530	270	BSP1	BSP1
HWE71	573	437	530	270	BSP1	BSP1
HWE70-60	695	565	748	380	BSP1	BSP1
HWE76 E	573	437	530	270	BSP1	BSP1
HCE60	403	-	375	282	BSP1	BSP1
HCE71	353	-	370	280	BSP1	BSP1
HCE105	415	-	413	280	BSP1	BSP1

Accessories



Description	Size	Part no.
① Connection bend, galvanized, 90°	BSP 1"F/M	2111405
② Connection bend, galvanized, 90°	BSP 1"F/M	2113603
③ Fixed coupling	R 3/4" M BSP 1"M	2005213 2005313
④ Hose coupling	1/2" 3/4" 1"	2003113 2003213 2003313
⑤ Half suction coupling, brass	3/4" 1"	2007217 2007227
⑥ STA hose coupling	BSP 1"Mx1"spig.	2001313
⑦ Hose spigot	R3/4"Mx3/4"spig. BSP 1"Mx1"spig. BSP1"Mx3/4"spig. BSP1"Mx1/2"spig.	2007316 2007326 2007350 2007355
⑧ Double nipple	BSP 1"M BSP 1"MxR3/4"M	2009022 2009032
⑨ Check valve	R 3/4"F BSP 1"F	2009024 2009026
⑩ Foot valve with strainer	R 3/4" F BSP 1" F	2008145 2008146
⑪ Foot valve with strainer for driven well	Outer dia. Ø 30 mm, R 3/4" F	2008090
⑫ Coupling spigot	3/4" 1"	2007580 2007585

Description	Size	Part no.
⑬ Hose clamps	1/2" 3/4"-1"	2301522 2302330
⑭ Prefilter, BSP 1"	Length 5" Length 10"	8002036 8002031
○ Cartridge for prefilter	BSP1"/ 5" long BSP1"/ 10"long	8002032 8002033
○ Sealing set for prefilter	5" and 10"	8002012
⑮ Check valve with extension	BSP 1"M/F	2009028
⑯ Drain cock with hose connection		2008010
⑰ Fault-current circuit breaker 2-pin, Fi 16/0.03 A		1561160
⑱ Suction kit, complete with connector BSP 1"M, reinforced hose, dia. 23 mm, suction strainer and foot valve		
- Foot valve and connector, brass	4 m long 7 m long	8522010 8522015
- Foot valve and connector, plastic	4 m long 7 m long	8522019 8522021
⑲ Reinforced hose	3/4"Ø 19 mm 1"Ø 25 mm	2632019 2632025
⑳ PVC-hose	3/4"Ø 19 mm 1"Ø 25 mm	2620700 2621000

We reserve the right to alter our specifications without notice!